
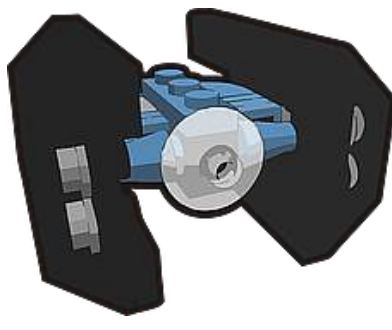



MAY \_\_\_\_\_  
**THE 4TH**  
\_\_\_\_\_ BE WITH  
**YOU**



**STAR WARS ACTIVITY PACK**

# STAR WARS

# DIY LIGHT SABER

**This super cool DIY light saber is so simple and fun!**

## INSTRUCTIONS

**STEP 1:** Cut a piece of duct tape to fit around the bottom each glow stick.

**STEP 2:** Cut smaller pieces of the black electrical tape to make a light saber design.

**STEP 3:** Use a red marker to make the on/off button.

**STEP 4:** Now break/crack your glow stick to activate your super cool DIY lights saber! It really glows!

## SUPPLIES

**Glow sticks**  
**Duct tape**  
**Electrical tape**  
**Scissors**  
**Red marker**

## THE SCIENCE

Glow sticks contain chemicals: fluorescent dyes and a chemical called hydrogen peroxide. The chemicals do not product any light until they are mixed together.

Inside the tube is a smaller tube made of super thin glass. When you crack the stick, the glass breaks inside, and the chemicals are allowed to mix. They react to make new chemicals and release energy in the form of light. Also, the warmer the glow stick, the brighter it will glow. A cold stick will not glow as brightly, but will glow for a longer period of time.





# STAR WARS

# R2D2 ZENTANGLE

Learn about Zentangles and create a fun and creative R2D2!

## INSTRUCTIONS

**STEP 1:** Print out the R2D2 template.

**STEP 2:** Create your zentangle designs with various patterns. (stripes, circles, waves).

**STEP 3:** Color your designs with markers.


## SUPPLIES

**R2D2 template  
Ruler  
Markers**




## THE HISTORY OF ZENTANGLE

Zentangle is an easy, relaxing, and fun way where simple designs can develop into beautiful images by repeating patterns. Creating these structured patterns can help calm the mind and bring it to a more peaceful state.

Zentangle was created in 2004 by a monk named Rick Roberts, and with Maria Thomas, a calligrapher and artist. Working together they created a combination of meditation and art that is easy to learn and great for all ages! And the best part is that it's not about good or bad or right or wrong. All that matters is the drawing itself!







# STAR WARS

# DIY DEATH STAR

**Make your own Star Wars Death Star with simple supplies!**

## INSTRUCTIONS

**STEP 1:** Print the Death Star template and cut out.

**STEP 2:** Mix two shades of gray paint or use gray markers to color your Death Star.

**STEP 3:** Paint your paper plate black and let dry.

**STEP 4:** Now glue your Death Star to the plate.

(Add a string and hang if you like)

## SUPPLIES

**Death star  
template**

**Scissors**

**Paper plate**

**Acrylic paint  
(or markers)**


**Glue stick**

## THE DEATH STAR

The Death Star is a fictional moon sized space station and galactic superweapon that was featured in the movie franchise Star Wars.

They were armed with "kyber crystal-powered superlasers", which had the capability to destroy entire planets.

The sound of the Death Star counting down until it fires comes from the Flash Gordon movies. In the movie's main battle scene, the ghost of Obi-wan Kenobi tells Luke Skywalker to use the Force to help him launch the torpedoes into the core which destroyed the Death Star battle station.









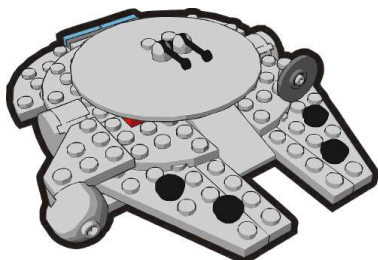

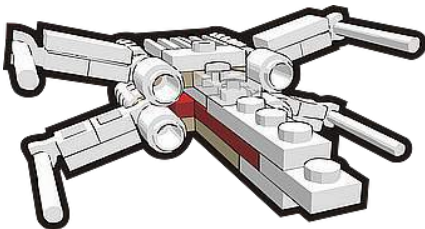

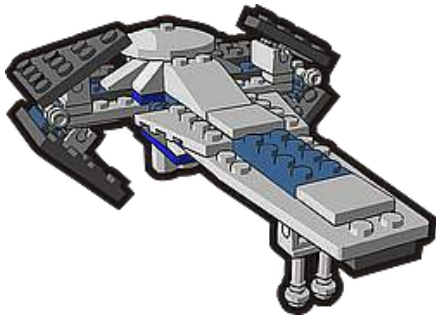



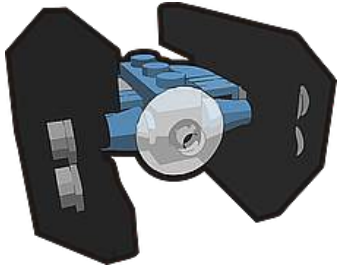


# STAR WARS I SPY




# STAR WARS I SPY

littlebinsforlittlehands copyright 2016






# STAR WARS AT-AT SPY









# MILLENIUM FALCON I SPY



# HOW MANY AT-ATS DO YOU SEE?


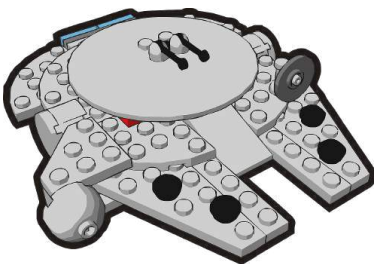

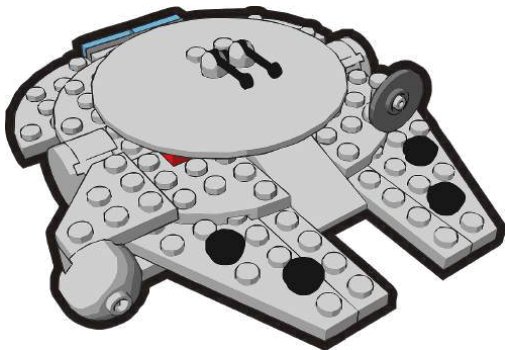

How many small, medium, and large AT-ATs can you count?





# HOW MANY MILLENNIUM FALCONS DO YOU SEE?

How many small, medium, and large Millennium Falcons can you count?



# WORD SEARCH

Try to find all the words listed in the list below. Remember, the words can be up, down, diagonal, and backwards!

DEATHSTAR  
DARTHVADER  
SKYWALKER  
JEDI

YODA  
LIGHTSABER

DROID  
STORMTROOPER  
EMPIRE  
REBELLION

S	Y	H	S	K	Y	W	A	L	K	E	R	D	Y	D
L	T	U	R	E	D	A	V	H	T	R	A	D	Y	E
M	R	O	K	P	L	D	Y	G	R	N	L	I	T	A
P	C	Q	R	J	V	O	O	D	G	K	I	O	E	T
M	K	P	D	M	U	Y	U	S	G	K	G	R	T	H
O	E	J	M	P	T	M	O	D	H	F	H	D	W	S
V	Q	S	F	N	F	R	N	Q	R	O	T	F	E	T
G	M	B	A	E	K	Z	O	P	Y	M	S	T	X	A
Y	Q	O	X	R	H	I	I	O	C	W	A	G	H	R
X	J	E	D	I	D	D	L	N	P	V	B	V	W	H
V	Q	N	C	P	N	O	L	Y	U	E	E	D	W	Z
L	W	E	S	M	G	P	E	H	E	T	R	G	S	Y
A	B	M	R	E	P	E	B	V	J	Z	H	M	N	Z
G	H	C	P	D	R	F	E	F	O	Q	I	K	V	C
E	J	W	O	I	M	K	R	O	C	C	S	E	I	W